



# **GAMING INDUSTRY STATISTICS - QUARTERLY HIGHLIGHTS**

**Q4 FY 2023/2024 – January to March 2024**

# QUARTERLY GAMING INDUSTRY HIGHLIGHTS

## Reporting Period: 4<sup>th</sup> Quarter FY 2023/24 (January to March 2024)

This document provides an overview, key highlights, and statistics for Jamaica's gaming industry for the quarter of January 2024 to March 2024.

Information presented is categorized by sector and includes data reported by operators licensed and regulated by the Betting Gaming and Lotteries Commission.

The Betting Sector encompasses bookmaking, pari-mutual wagering, and fixed-odds betting on horseracing (both local and simulcast) as well as sports betting inclusive of online casino and poker games.

The Lottery Sector includes sales of lottery games classified as declared lottery, daily numbers game, or instant lottery.

The Gaming Sector covers gaming machines such as slots and locally made gaming machines and technical service providers.

**Data presented is correct at the time of publication. However, it may be adjusted without notice.**

## **FY 2023 - 2024 | Fourth Quarter INDUSTRY PERFORMANCE – SALES**

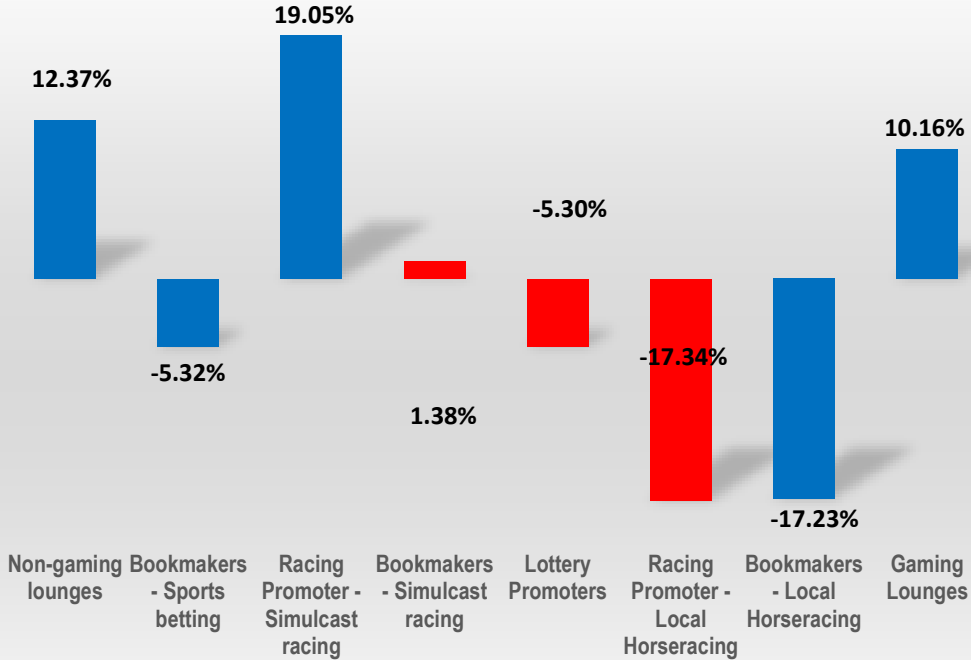
The total sales for the industry in the fourth quarter of January 2024 to March 2024 amounted to J\$63.949 billion. This represents an increase of 3.86% when compared to the same quarter of the previous year. (January 2023 to March 2023), which generated sales of \$61.574 billion.

The gaming sector experienced an increase of 10.27% in sales, while the betting and lottery sectors recorded decreases of 5.18% and 5.39% respectively. Bookmakers' sales in the sports betting segment declined by 5.32%, and simulcast horseracing sales increased by 17.33%. Local horseracing recorded a decrease of 17.31%. In contrast, the racing promoter experienced an increase of 19.05% for simulcast racing and a decrease of 17.79% in local racing sales.

In the non-gaming sector, Supreme Route, operating seven (7) locations with a total of sixty-two (62) gaming machines, generated 67.80% of the total sales and contributed 44.38% of the revenue.

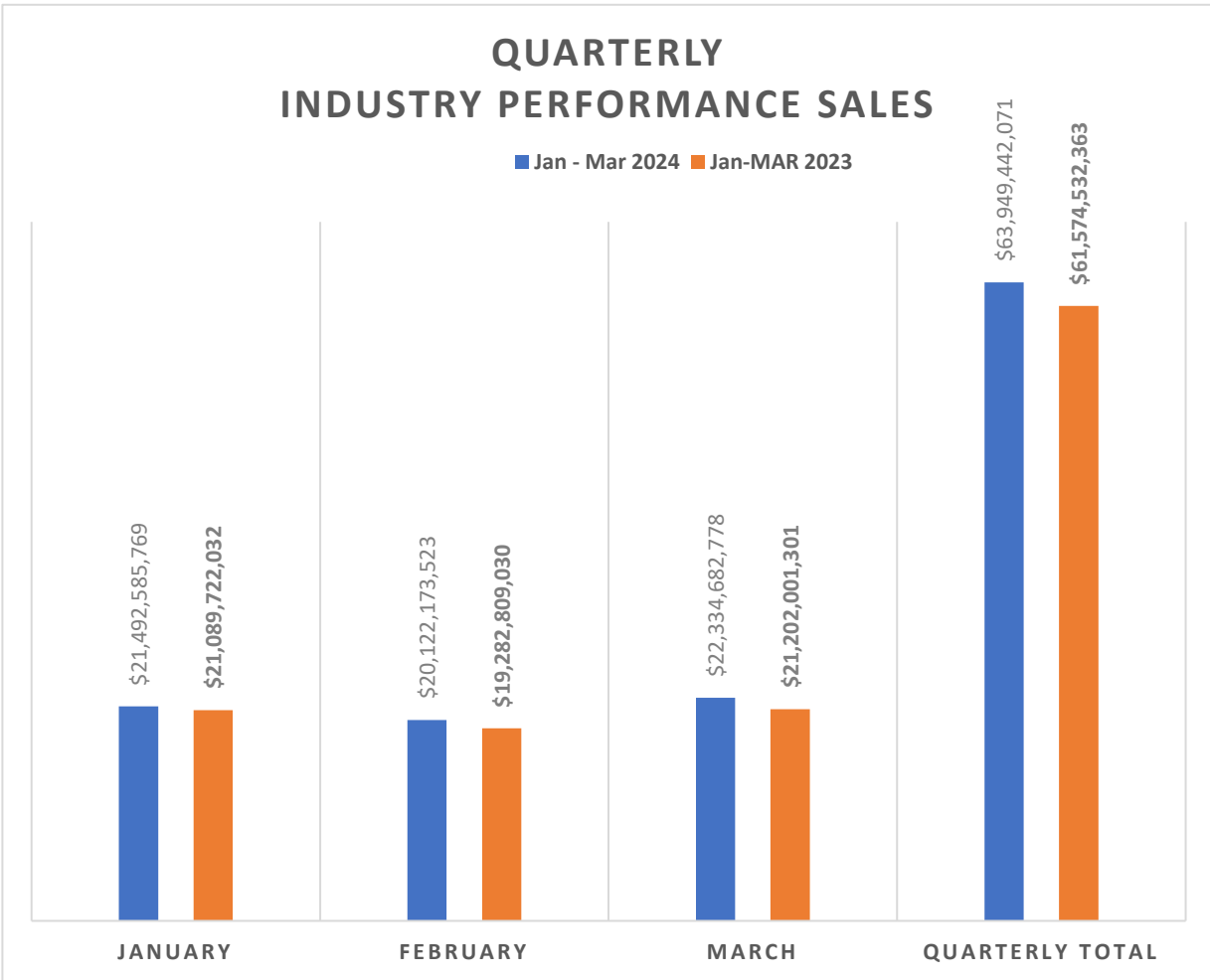
Gaming lounges in St. Andrew and St. James accounted for 68.42% and 27.08% of total sales, respectively, in the fourth quarter. Overall sales increased by 10.3% compared to the previous quarter (Q3).

### Change in Sales - Q4 2024 over Q4 2023



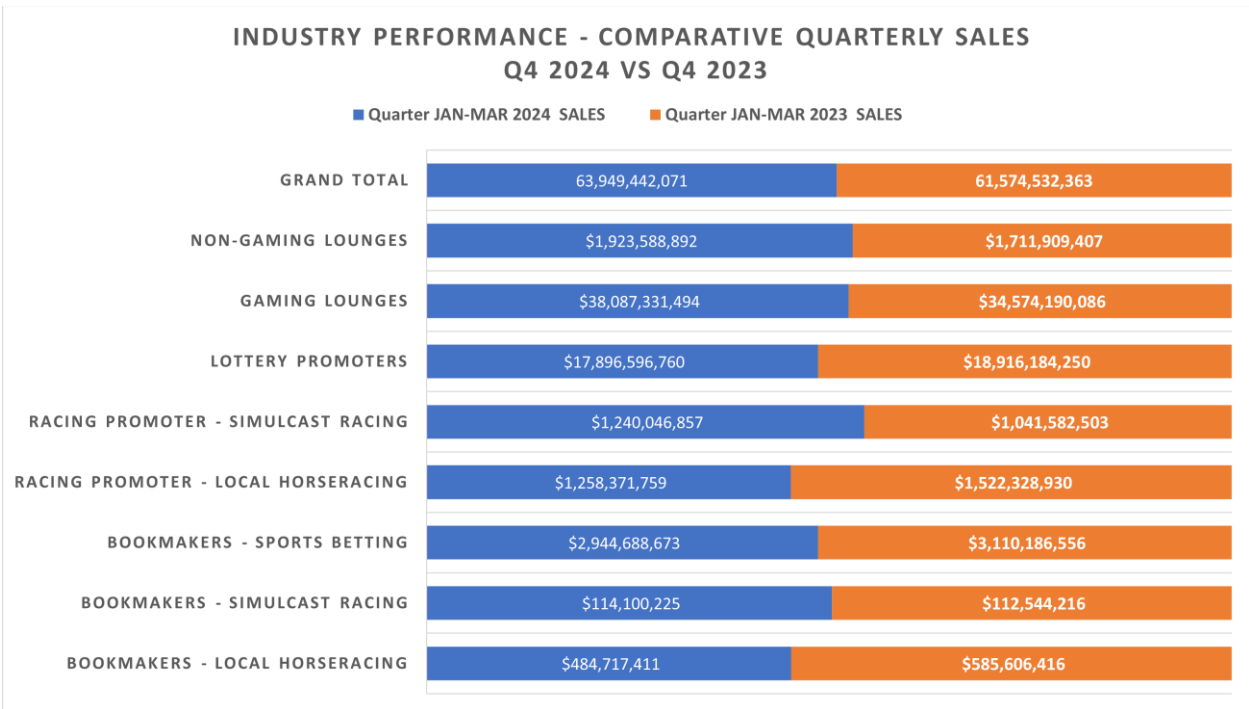
# Comparative Q4 Sales

## INDUSTRY PERFORMANCE (Cont'd)



## Comparative Q4 Sales INDUSTRY PERFORMANCE (Cont'd)

	2024			2023		
	SALES	PAYOUT	GROSS PROFIT	SALES	PAYOUT	GROSS PROFIT
JAN	21,492,585,769	18,609,437,675	2,883,148,094	21,089,722,032	18,054,338,412	3,035,383,619
FEB	20,122,173,523	17,406,073,333	2,716,100,191	19,282,809,030	16,712,796,637	2,570,012,393
MAR	22,334,682,778	19,656,947,781	2,677,734,997	21,202,001,301	18,183,692,108	3,018,309,193
<b>Q4 2023</b>	<b>63,949,442,071</b>	<b>55,672,458,788</b>	<b>8,276,983,283</b>	<b>61,574,532,363</b>	<b>52,950,827,157</b>	<b>8,623,705,206</b>



**Government Loss 0.2% Q4 FY 2023/2024 vs Q4 FY2 022/23  
Revenue from Gaming Industry**

SECTOR	Q4 2024	Q4 2023	CHANGE OVER Q4 2023
<b>BETTING</b>			
Bookmakers	64,106,849	75,534,834	-15.13%
Racing Promoter	42,733,382	54,556,598	-21.67%
<b>Total Betting</b>	<b>106,840,232</b>	<b>130,091,432</b>	-17.87%
<b>LOTTERY</b>	2,494,695,036	2,495,367,383	-0.03%
<b>GAMING</b>	180,015,713	161,163,909	11.70%
<b>PRIZE COMPETITION/BINGO</b>	3,190,000	2,805,000	13.73%
<b>TOTAL INDUSTRY GOVERNMENT REVENUE</b>	<b>2,784,740,981</b>	<b>2,789,427,725</b>	-0.2%

Total Government Revenue from betting, lottery and gaming reached \$2.785 billion, showing a decline of 0.2% compared to the same quarter of 2023.

Betting Sector

The Bookmakers' and Racing Promoter revenue decreased by 15.13% and 21.67% respectively in Q4 FY 2023/24 when compared to the same period in FY 2022/23. Bookmakers contributed 60% of the total betting revenue, while the Racing Promoter accounted for 40%.

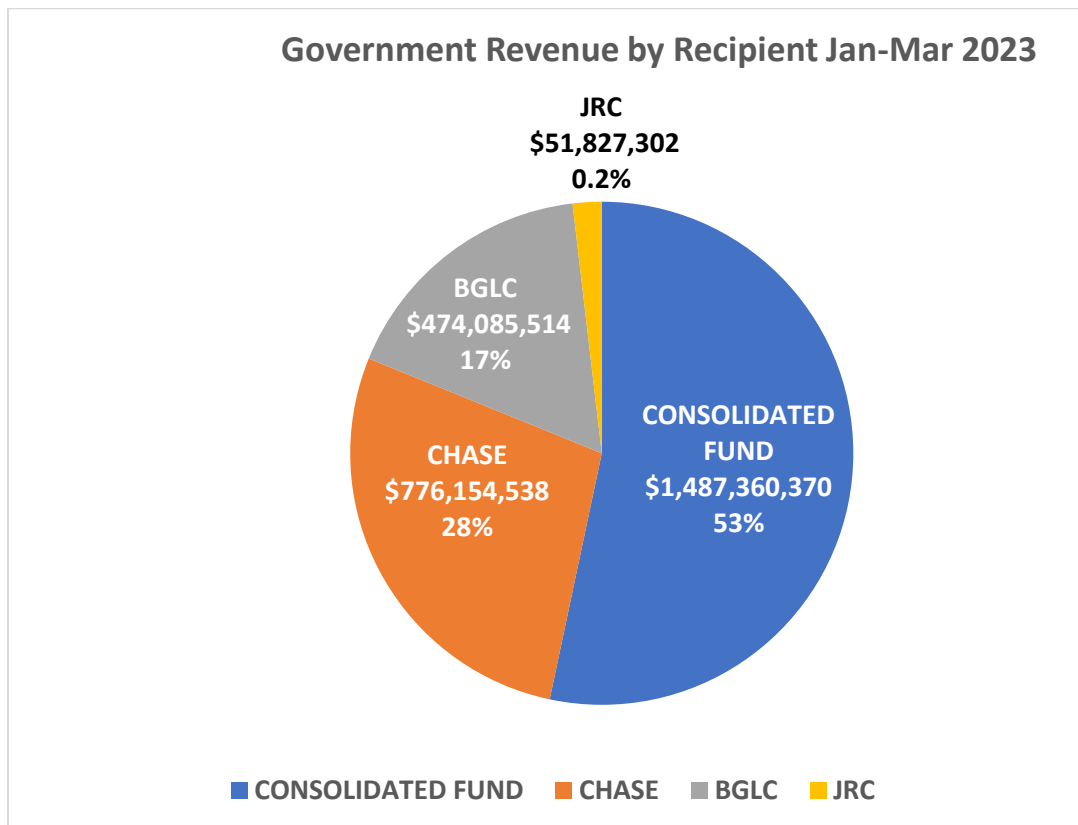
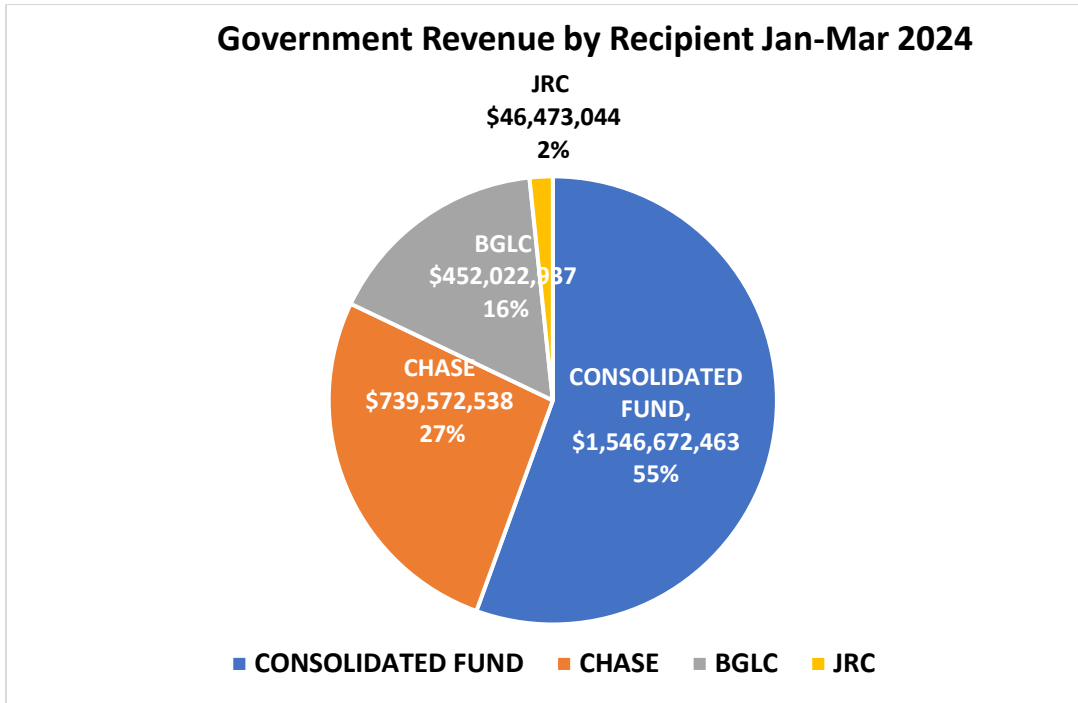
Gaming Sector

The gaming sector recorded an increase of 3.91% in government revenue in Q4 FY 2023/24 (January to March) compared to Q3 of FY 2023/24 (October to December). Revenue from Gaming lounges increased by 8.66%, while non-gaming lounges saw an increase of 21.72%.

Lottery Sector

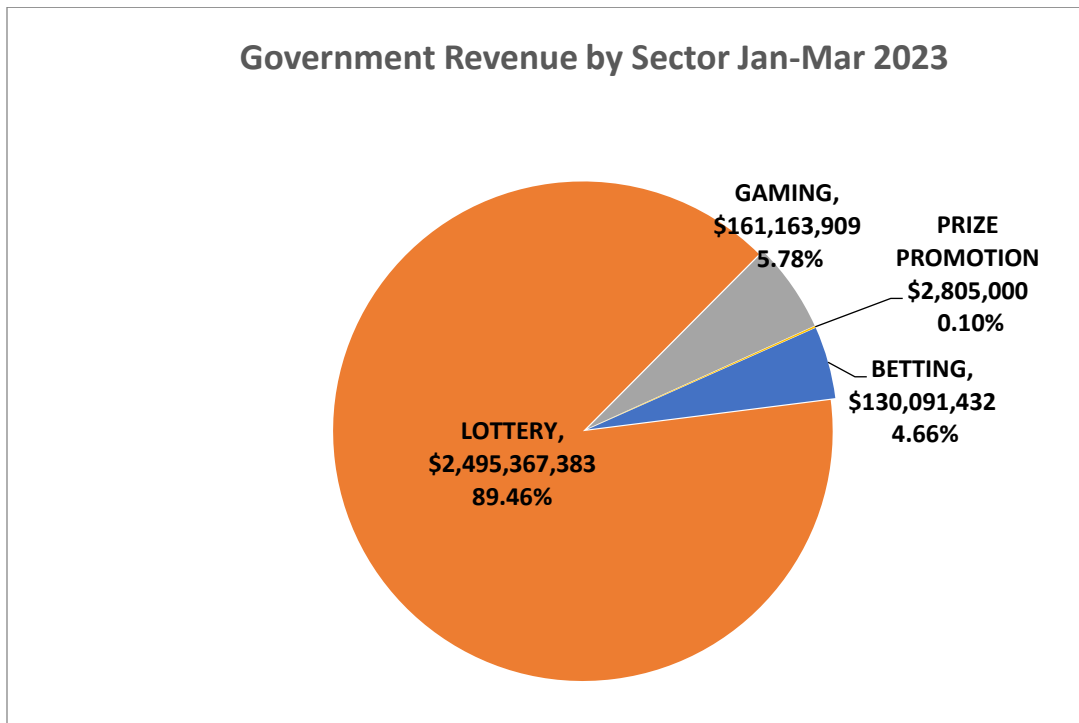
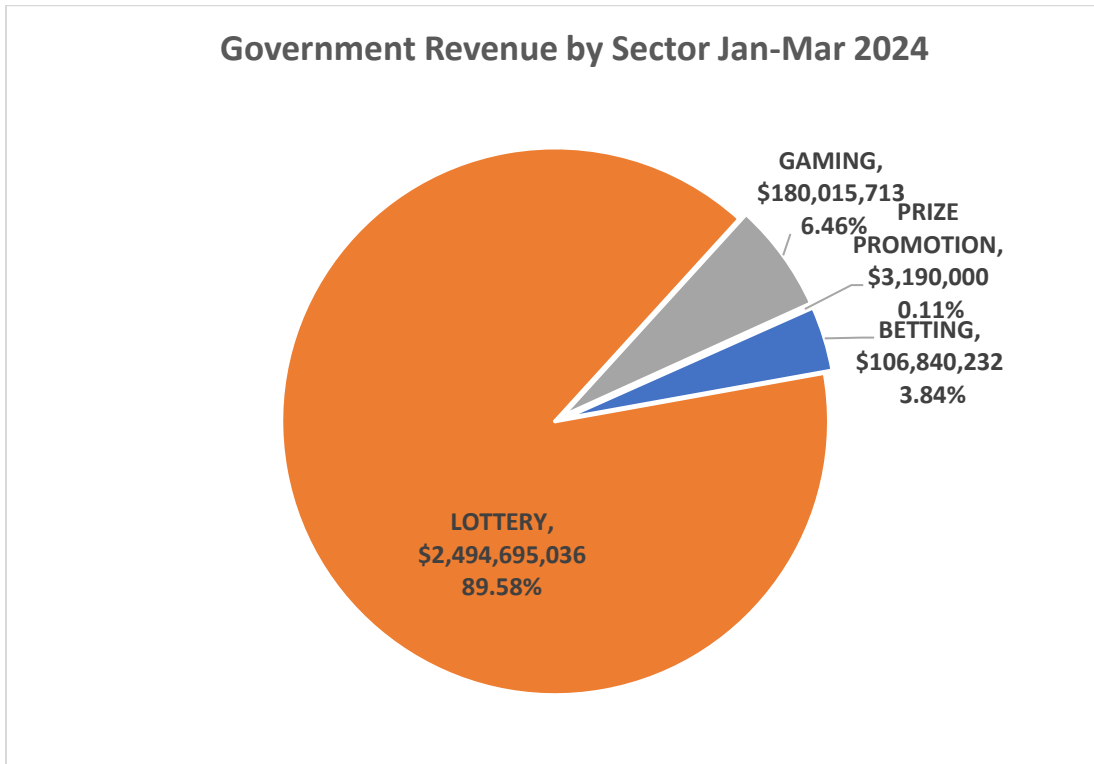
The lottery Sector contributed 89.5% of total Government revenue. The sector decreased by 0.03% in the fourth quarter of FY 2023/24 compared to Q4 of FY 2022/23.

## INDUSTRY PERFORMANCE - GOVERNMENT REVENUE (CONT'D)





## INDUSTRY PERFORMANCE - GOVERNMENT REVENUE (CONT'D)



## INDUSTRY PERFORMANCE - GOVERNMENT REVENUE (CONT'D)

January - March 2024	CONSOLIDATED FUND			BGLC	JRC	TOTAL January to March 2024
	TAJ	CHASE	TOTAL			
<b>BETTING SECTOR</b>						
<b><u>Bookmakers Levy</u></b>						
Local Horseracing	1,897,036	-	1,897,036	3,151,459	15,757,297	20,805,792
Simulcast racing	618,014	-	618,014	1,030,023	5,150,117	6,798,155
Sports betting	28,391,147	4,055,878	32,447,025	4,055,878	-	36,502,903
Unclaimed Winnings	-	-	-	-	-	-
Bookmakers' License Fees	-	-	-	-	-	-
<b>SUB-TOTAL</b>	<b>30,906,196</b>	<b>4,055,878</b>	<b>34,962,074</b>	<b>8,237,361</b>	<b>20,907,414</b>	<b>64,106,849</b>
<b><u>Racing Promoter Pool Betting Duty</u></b>						
Racing Promoter's License Fees	-	-	-	124,000	-	124,000
Local Horseracing	3,858,883	-	3,858,883	1,929,442	8,682,487	14,470,811
Simulcast racing	7,503,619	-	7,503,619	3,751,809	16,883,143	28,138,571
Unclaimed Winnings	-	-	-	-	-	-
<b>SUB-TOTAL</b>	<b>11,362,502</b>	<b>-</b>	<b>11,362,502</b>	<b>5,805,251</b>	<b>25,565,629</b>	<b>42,733,382</b>
<b>TOTAL BETTING</b>	<b>42,268,698</b>	<b>4,055,878</b>	<b>46,324,576</b>	<b>14,042,612</b>	<b>46,473,044</b>	<b>106,840,232</b>
<b>LOTTERY SECTOR</b>						
Lottery Tax	1,105,856,913	653,211,333	1,759,068,247	322,131,629	-	2,081,199,876
Lottery Winnings Levy	282,703,526	-	282,703,526	-	-	282,703,526
Unclaimed Winnings	-	65,293,930	65,293,930	65,293,930	-	130,587,860
Lottery Licence Fees	142,500	-	142,500	61,275	-	203,775
<b>TOTAL LOTTERY</b>	<b>1,388,702,939</b>	<b>718,505,263</b>	<b>2,107,208,202</b>	<b>387,486,834</b>	<b>-</b>	<b>2,494,695,036</b>
<b>GAMING SECTOR</b>						
Gaming Lounges	104,632,768	16,097,349	120,730,117	40,243,372	-	160,973,489
Non-gaming lounges	5,941,308	914,047	6,855,356	2,285,119	-	9,140,474
Licence fees	5,126,750	0	5,126,750	4,775,000	-	9,901,750
Technical Service Provider	-	-	-	-	-	-
<b>TOTAL GAMING</b>	<b>115,700,826</b>	<b>17,011,396</b>	<b>132,712,222</b>	<b>47,303,491</b>	<b>-</b>	<b>180,015,713</b>
Prize Competition	-	-	-	3,180,000	-	3,180,000
Charitable Bingo Licence Fees	0	-	-	10,000	-	10,000
<b>INDUSTRY TOTAL</b>	<b>1,546,672,463</b>	<b>739,572,538</b>	<b>2,286,245,001</b>	<b>452,022,937</b>	<b>46,473,044</b>	<b>2,784,740,981</b>

## INDUSTRY PERFORMANCE - GOVERNMENT REVENUE (CONT'D)

JANUARY - MARCH 2023	CONSOLIDATED FUND			BGLC	JRC	TOTAL January-March 2023
	TAJ	CHASE	TOTAL			
<b>BETTING SECTOR</b>						
<u>Bookmakers Levy</u>						
Local Horseracing	2,430,002	-	2,430,002	4,039,337	18,625,299	25,094,638
Simulcast racing	594,793	-	594,793	991,322	4,956,610	6,542,725
Sports betting	34,119,923	4,874,275	38,994,197	4,874,275	-	43,868,472
Unclaimed Winnings	-	-	-	-	-	-
Bookmakers' License Fees	-	-	-	29,000	-	29,000
<b>SUB-TOTAL</b>	<b>37,144,718</b>	<b>4,874,275</b>	<b>42,018,993</b>	<b>9,933,933</b>	<b>23,581,909</b>	<b>75,534,834</b>
<u>Racing Promoter Pool Betting Duty</u>						
Racing Promoter's License Fees	-	-	-	29,000	-	29,000
Local Horseracing	5,544,694	-	5,544,694	2,772,347	12,475,563	20,792,604
Simulcast racing	7,008,814	-	7,008,814	3,504,407	15,769,831	26,283,052
Unclaimed Winnings	-	-	-	7,451,942	-	7,451,942
<b>SUB-TOTAL</b>	<b>12,553,508</b>	<b>-</b>	<b>12,553,508</b>	<b>13,757,696</b>	<b>28,245,394</b>	<b>54,556,598</b>
<b>TOTAL BETTING</b>	<b>49,698,226</b>	<b>4,874,275</b>	<b>54,572,501</b>	<b>23,691,629</b>	<b>51,827,302</b>	<b>130,091,432</b>
<b>LOTTERY SECTOR</b>						
Lottery Tax	1,130,632,121	690,448,946	1,821,081,067	340,664,958	-	2,161,746,025
Lottery Winnings Levy	202,811,193	-	202,811,193	-	-	202,811,193
Unclaimed Winnings	-	65,260,295	65,260,295	65,260,295	-	130,520,590
Lottery Licence Fees	202,500	-	202,500	87,075	-	289,575
<b>TOTAL LOTTERY</b>	<b>1,333,645,815</b>	<b>755,709,241</b>	<b>2,089,355,055</b>	<b>406,012,328</b>	<b>-</b>	<b>2,495,367,383</b>
<b>GAMING SECTOR</b>						
Gaming Lounges	96,291,374	14,814,058	111,105,432	37,035,144	-	148,140,576
Non-gaming lounges	4,859,955	756,965	5,616,921	1,892,413	-	7,509,333
Licence fees	2,865,000	0	2,865,000	2,649,000	-	5,514,000
Technical Service Provider	-	-	-	-	-	-
<b>TOTAL GAMING</b>	<b>104,016,330</b>	<b>15,571,023</b>	<b>119,587,352</b>	<b>41,576,557</b>	<b>-</b>	<b>161,163,909</b>
Prize Competition	-	-	-	2,785,000	-	2,785,000
Charitable Bingo Licence Fees	0	-	-	20,000	-	20,000
<b>INDUSTRY TOTAL</b>	<b>1,487,360,370</b>	<b>776,154,538</b>	<b>2,263,514,908</b>	<b>474,085,514</b>	<b>51,827,302</b>	<b>2,789,427,725</b>