



# **GAMING INDUSTRY STATISTICS - QUARTERLY HIGHLIGHTS**

**Q3 FY 2023/24 - October 2023 to December 2023**

# **QUARTERLY GAMING INDUSTRY HIGHLIGHTS**

## **Reporting Period:**

**3rd Quarter FY 2023/24 - October to December 2023**

This document provides an overview, key highlights and statistics for Jamaica's gaming industry for the third quarter of the reporting period FY 2023/24 October 2023 to December 2023.

Information presented is categorized by sector and includes data reported by operators, licensed and regulated by the Betting Gaming and Lotteries Commission.

The Betting Sector encompasses bookmaking, pari-mutual wagering and fixed odd betting on horseracing (both local and simulcast) as well as sports betting inclusive of online casino and poker games.

The Lottery Sector includes sales of lottery games classified as declared lottery, daily numbers game, or instant lottery.

The Gaming Sector covers gaming machines such as slots and locally-made gaming machines and technical service providers.

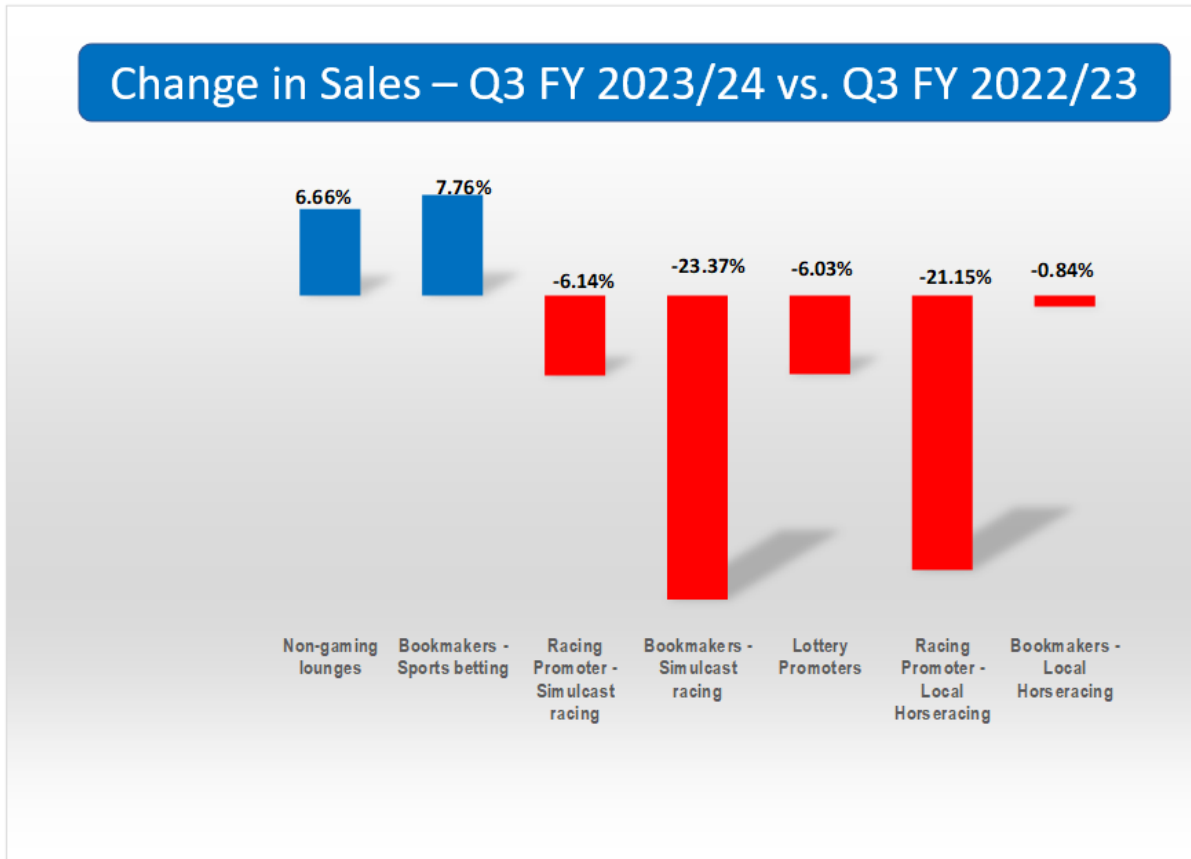
**Data presented is correct at the time of publication. However, it may be adjusted without notice.**

## FY 2023-2024 | Third Quarter INDUSTRY PERFORMANCE – SALES

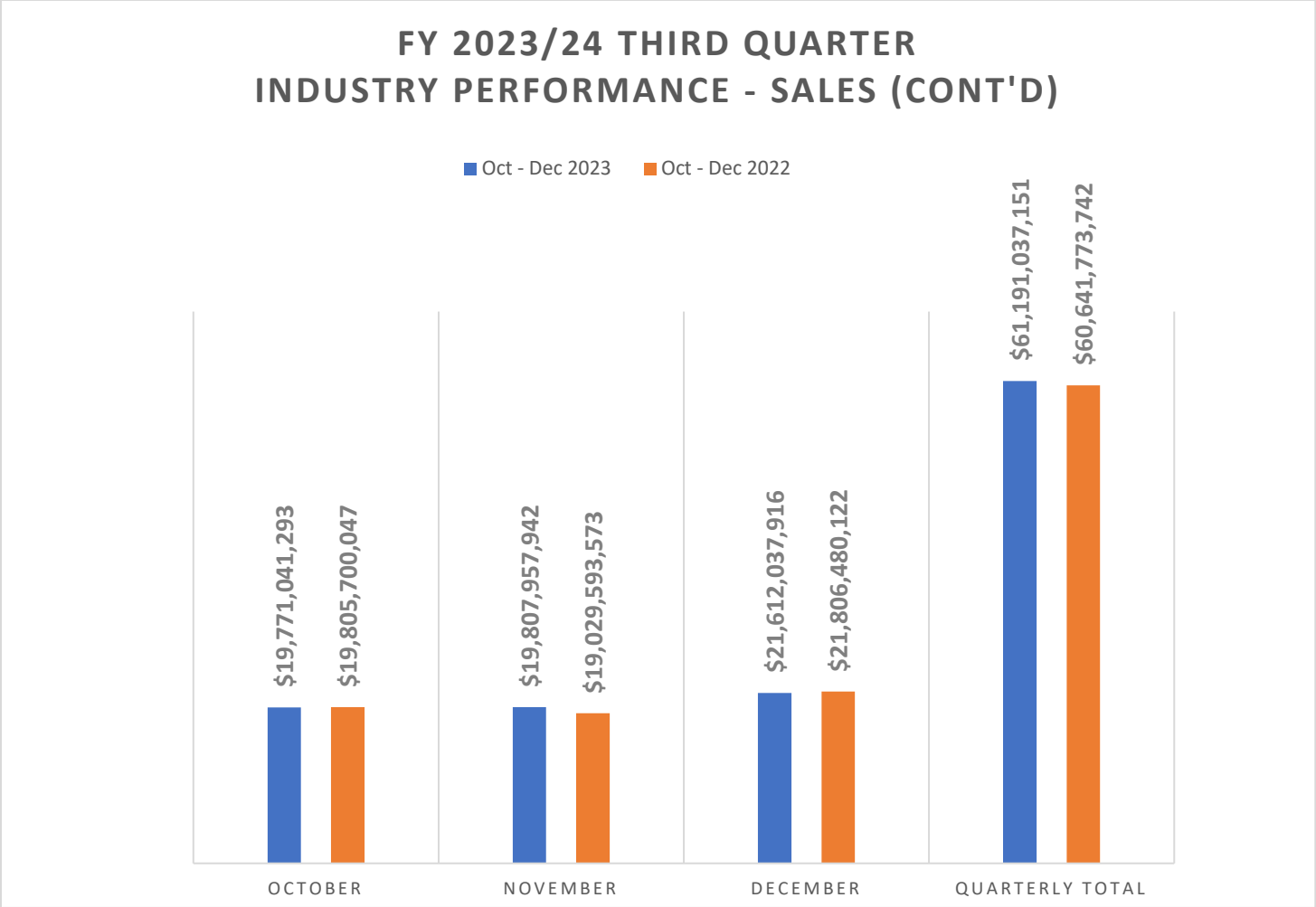
The total sales for the industry in the third quarter of FY 2023/24 October 2023 to December 2023 amounted to J\$61.191 billion. This represents a decrease of -3.72% when compared to the previous quarter (July 2023 to September 2023), which generated sales of \$63.557 billion.

Among the sectors, the gaming and betting sectors experienced increases of 27.85% and 1.16% in sales, while the lottery sector recorded a significant decrease of -12.17%. Individual betting modes experienced varying levels of performances, with bookmakers’ sales in the sports betting and local horseracing segments increased by 69.29% and 32.72% respectively, simulcast horseracing sales decreased by 25.05%. On the other hand, the racing promoter experienced a decrease of -12.18% for local racing and an increase of 3.32% in simulcast racing sales.

In the non-gaming sector, Supreme Route, operating seven (7) locations with a total of sixty-seven (67) gaming machines, generated 69.26% of the total sales and contributed 44% of the revenue.



# FY 2023/24 | Third Quarter INDUSTRY PERFORMANCE – SALES (CONT'D)



## INDUSTRY PERFORMANCE – SALES (CONT'D)

	SALES	PAYOUT	GROSS PROFIT		SALES	PAYOUT	GROSS PROFIT
OCT	19,771,041,293	17,361,408,498	2,409,632,796		19,805,700,047	16,330,292,024	3,475,408,023
NOV	19,807,957,942	18,001,804,992	1,806,152,951		19,029,593,573	16,217,726,999	2,811,866,575
DEC	21,612,037,916	18,769,114,548	2,839,354,346		21,806,480,122	18,804,469,763	3,002,010,359
<b>Q2 2023</b>	<b>61,191,037,151</b>	<b>54,132,328,037</b>	<b>7,055,140,092</b>		<b>60,641,773,742</b>	<b>51,352,488,785</b>	<b>9,289,284,957</b>

### INDUSTRY PERFORMANCE - QUARTERLY SALES Q3 FY 2023/24 VS Q3 FY 2022/23

■ Oct- Dec 2023 Sales \$     
 ■ Oct - Dec 2022 Sales \$

GRAND TOTAL	61,191,037,151	60,641,773,742
SUB-TOTAL	37,641,446,498	35,819,888,006
NON-GAMING LOUNGES	1,752,356,073	1,639,530,163
GAMING LOUNGES	35,889,090,424	34,180,357,843
LOTTERY	16,950,614,450	18,038,969,190
TOTAL - BETTING	6,598,976,204	6,782,916,546
SUB-TOTAL	2,385,239,103	2,799,536,397
RACING PROMOTER - SIMULCAST RACING	1,111,261,806	1,183,903,669
RACING PROMOTER - LOCAL HORSERACING	1,273,977,297	1,615,632,728
SUB-TOTAL	4,213,737,100	3,983,380,149
BOOKMAKERS - SPORTS BETTING	3,662,012,575	3,398,264,662
BOOKMAKERS - SIMULCAST RACING	96,839,765	126,379,959
BOOKMAKERS - LOCAL HORSERACING	454,884,760	458,735,529

**FY 2023/24 | Third Quarter**

## INDUSTRY PERFORMANCE - GOVERNMENT REVENUE

Government loss -11.7% in YTD when compared to 2022/2023 revenue from gaming industry			
SECTOR	Q3 2023	Q3 2022	CHANGE OVER Q3 2022
<b>BETTING</b>			
Bookmakers	65,559,518	85,621,867	-23.43%
Racing Promoter	54,161,749	66,903,529	-19.05%
<b>Total Betting</b>	<b>119,721,267</b>	<b>152,525,397</b>	<b>-21.51%</b>
<b>LOTTERY</b>	2,225,356,860	2,467,161,600	-9.80%
<b>GAMING</b>	178,879,294	236,829,136	-24.47%
<b>PRIZE COMPETITION/BINGO</b>	4,130,000	4,965,000	-16.82%
<b>TOTAL INDUSTRY GOVERNMENT REVENUE</b>	<b>2,528,087,420</b>	<b>2,861,481,133</b>	<b>-11.7%</b>

Total Government Revenue from betting, lottery and gaming reached \$2.527 billion, showing a decline of -11.7% over the comparative quarter in FY 2022/23.

### Betting Sector

The bookmakers' revenue decreased by -23.43%, while the Racing Promoter recorded a decrease of -19.05% Q3 of FY 2023/24 compared to the same period in 2022. Bookmakers contributed 55% of the total betting revenue, while the Racing Promoter accounted for 45%.

### Gaming Sector

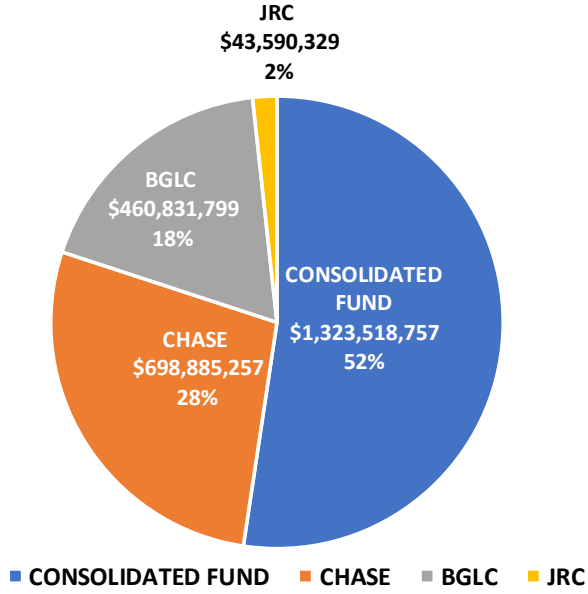
The gaming sector recorded a decrease of -24.47% in government revenue in Q3 of FY 2023/24 (October to December) compared to Q3 of FY 2022/23. Revenue from Gaming lounges and non-gaming lounges decreased by -30.50% and -0.71%.

### Lottery Sector

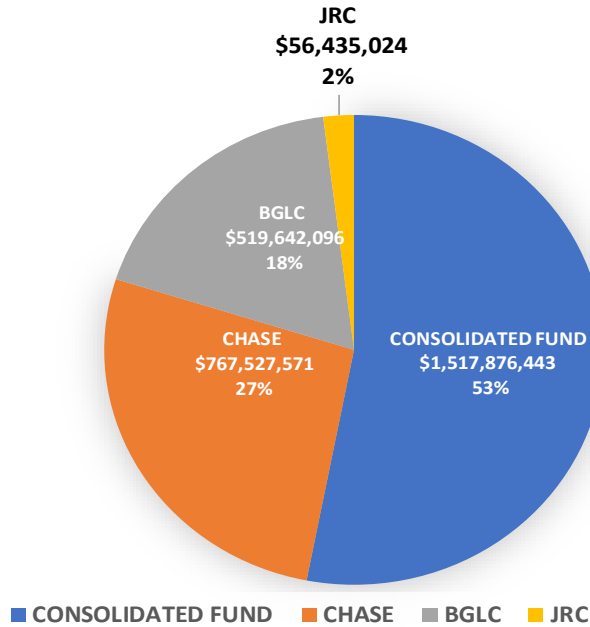
Government revenue from lottery sector decreased by -9.85% in the third quarter of FY 2023/24 compared to Q3 of FY 2022/23 and contributed 88.02% of total Government revenue.

## INDUSTRY PERFORMANCE - GOVERNMENT REVENUE (CONT'D)

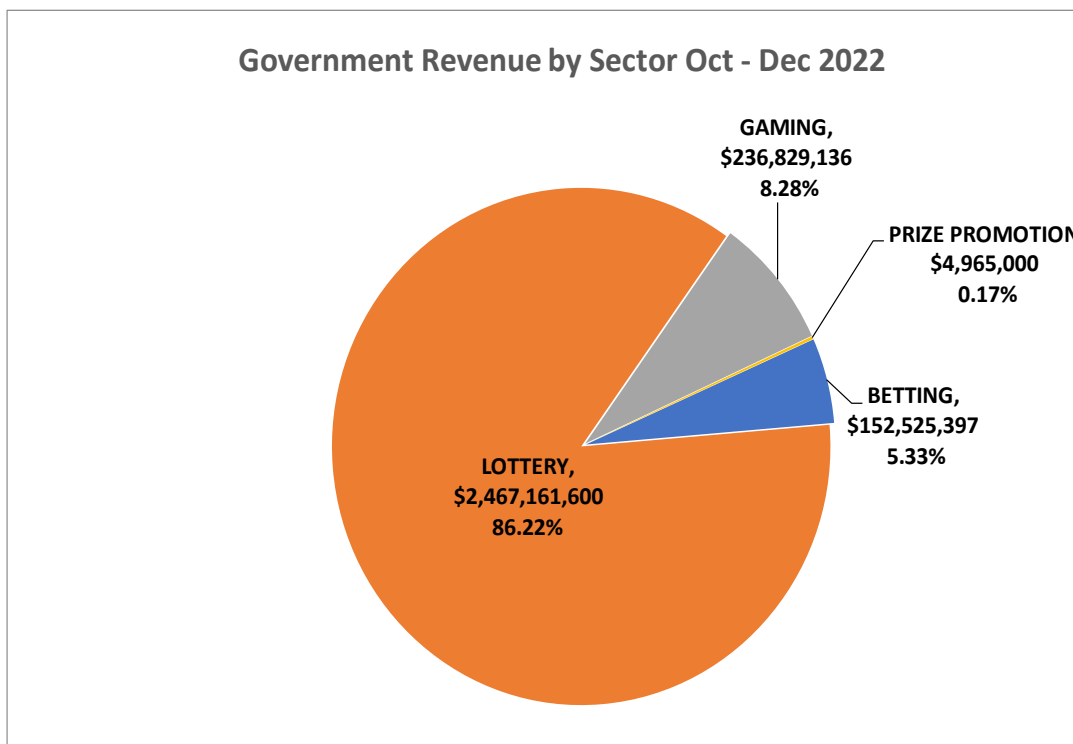
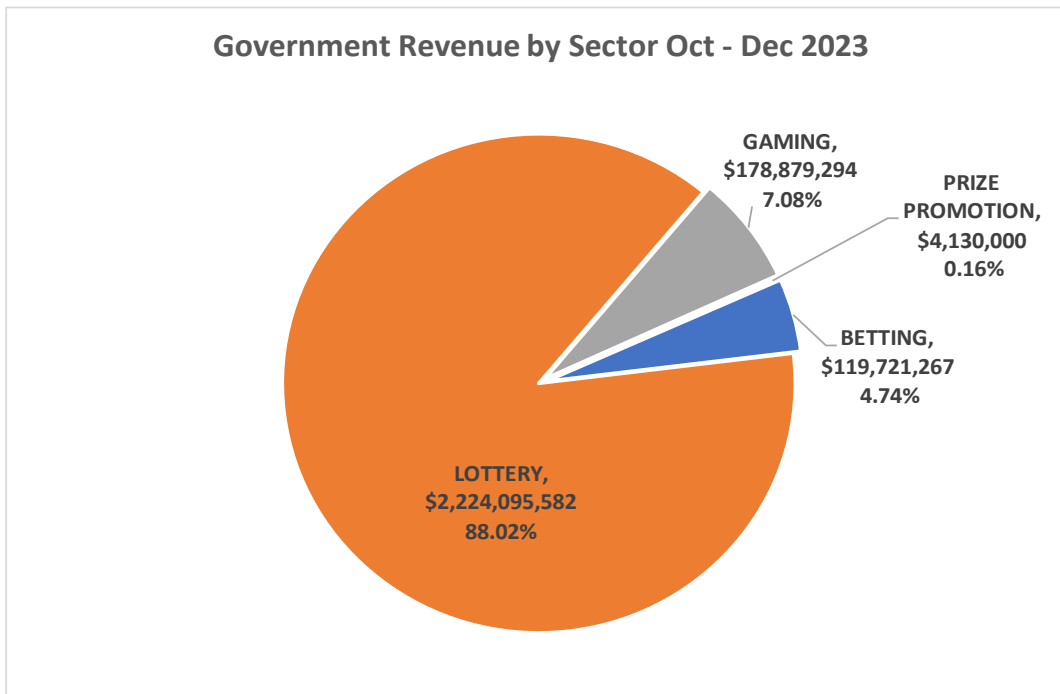
### Government Revenue by Recipient Oct - Dec 2023



### Government Revenue by Recipient Oct - Dec 2022



## INDUSTRY PERFORMANCE - GOVERNMENT REVENUE (CONT'D)





## INDUSTRY PERFORMANCE - GOVERNMENT REVENUE (CONT'D)

OCTOBER - DECEMBER 2023	CONSOLIDATED FUND			BGLC	JRC	TOTAL October to December 2023
	TAJ	CHASE	TOTAL			
<b>BETTING SECTOR</b>						
<b><i>Bookmakers Levy</i></b>						
Local Horseracing	1,801,381	-	1,801,381	2,991,902	15,176,484	19,969,767
Simulcast racing	550,144	-	550,144	916,907	4,584,533	6,051,583
Sports betting	29,632,084	4,233,155	33,865,239	4,233,155	-	38,098,393
Unclaimed Winnings	-	-	-	1,439,774	-	1,439,774
Bookmakers' License Fees	-	-	-	-	-	-
<b>SUB-TOTAL</b>	<b>31,983,609</b>	<b>4,233,155</b>	<b>36,216,764</b>	<b>9,581,737</b>	<b>19,761,017</b>	<b>65,559,518</b>
<b><i>Racing Promoter Pool Betting Duty</i></b>						
Racing Promoter's License Fees	-	-	-	58,000	-	58,000
Local Horseracing	3,212,414	-	3,212,414	1,606,207	7,227,931	12,046,552
Simulcast racing	7,378,391	-	7,378,391	3,689,196	16,601,381	27,668,968
Unclaimed Winnings	-	-	-	14,388,229	-	14,388,229
<b>SUB-TOTAL</b>	<b>10,590,805</b>	<b>-</b>	<b>10,590,805</b>	<b>19,741,632</b>	<b>23,829,312</b>	<b>54,161,749</b>
<b>TOTAL BETTING</b>	<b>42,574,414</b>	<b>4,233,155</b>	<b>46,807,569</b>	<b>29,323,369</b>	<b>43,590,329</b>	<b>119,721,267</b>
<b>LOTTERY SECTOR</b>						
Lottery Tax	996,387,679	617,928,912	1,614,316,590	303,305,284	-	1,917,621,874
Lottery Winnings Levy	171,856,436	-	171,856,436	-	-	171,856,436
Unclaimed Winnings	-	61,188,886	61,188,886	61,188,886	-	122,377,772
Lottery Licence Fees	105,000	-	105,000	12,134,500	-	12,239,500
<b>TOTAL LOTTERY</b>	<b>1,168,349,115</b>	<b>679,117,798</b>	<b>1,847,466,912</b>	<b>376,628,670</b>	<b>-</b>	<b>2,224,095,582</b>
<b>GAMING SECTOR</b>						
Gaming Lounges	95,786,893	14,736,445	110,523,338	36,841,113	-	147,364,451
Non-gaming lounges	5,186,085	797,859	5,983,945	1,994,648	-	7,978,593
Licence fees	11,622,250	0	11,622,250	11,114,000	-	22,736,250
Technical Service Provider	-	-	-	800,000	-	800,000
<b>TOTAL GAMING</b>	<b>112,595,228</b>	<b>15,534,304</b>	<b>128,129,533</b>	<b>50,749,761</b>	<b>-</b>	<b>178,879,294</b>
Prize Competition	-	-	-	4,120,000	-	4,120,000
Charitable Bingo Licence Fees	0	-	-	10,000	-	10,000
<b>INDUSTRY TOTAL</b>	<b>1,323,518,757</b>	<b>698,885,257</b>	<b>2,022,404,014</b>	<b>460,831,799</b>	<b>43,590,329</b>	<b>2,526,826,142</b>

## INDUSTRY PERFORMANCE - GOVERNMENT REVENUE (CONT'D)

OCTOBER - DECEMBER 2022	CONSOLIDATED FUND			BGLC	JRC	TOTAL
	TAJ	CHASE	TOTAL			October to December 2022
<b>BETTING SECTOR</b>						
<b><i>Bookmakers Levy</i></b>						
Local Horseracing	2,340,895	-	2,340,895	3,898,779	19,118,853	25,358,527
Simulcast racing	674,844	-	674,844	1,124,741	5,623,703	7,423,287
Sports betting	35,447,398	5,063,914	40,511,312	5,063,914	-	45,575,226
Unclaimed Winnings	-	-	-	7,264,826	-	7,264,826
Bookmakers' License Fees	-	-	-	-	-	-
<b>SUB-TOTAL</b>	<b>38,463,138</b>	<b>5,063,914</b>	<b>43,527,052</b>	<b>17,352,260</b>	<b>24,742,556</b>	<b>85,621,867</b>
<b><i>Racing Promoter Pool Betting Duty</i></b>						
Racing Promoter's License Fees	-	-	-	182,000	-	182,000
Local Horseracing	6,230,149	-	6,230,149	3,115,074	14,017,834	23,363,057
Simulcast racing	7,855,393	-	7,855,393	3,927,696	17,674,634	29,457,723
Unclaimed Winnings	-	-	-	13,900,749	-	13,900,749
<b>SUB-TOTAL</b>	<b>14,085,541</b>	<b>-</b>	<b>14,085,541</b>	<b>21,125,520</b>	<b>31,692,468</b>	<b>66,903,529</b>
<b>TOTAL BETTING</b>	<b>52,548,679</b>	<b>5,063,914</b>	<b>57,612,593</b>	<b>38,477,779</b>	<b>56,435,024</b>	<b>152,525,397</b>
<b>LOTTERY SECTOR</b>						
Lottery Tax	1,181,602,195	669,944,899	1,851,547,094	330,311,805	-	2,181,858,899
Lottery Winnings Levy	132,109,183	-	132,109,183	-	-	132,109,183
Unclaimed Winnings	-	70,503,972	70,503,972	70,503,972	-	141,007,943
Lottery Licence Fees	120,000	-	120,000	12,065,575	-	12,185,575
<b>TOTAL LOTTERY</b>	<b>1,313,831,378</b>	<b>740,448,871</b>	<b>2,054,280,249</b>	<b>412,881,352</b>	<b>-</b>	<b>2,467,161,600</b>
<b>GAMING SECTOR</b>						
Gaming Lounges	137,822,912	21,203,525	159,026,437	53,008,812	-	212,035,249
Non-gaming lounges	5,195,974	811,261	6,007,235	2,028,152	-	8,035,387
Licence fees	8,477,500	-	8,477,500	8,081,000	-	16,558,500
Technical Service Provider	-	-	-	200,000	-	200,000
<b>TOTAL GAMING</b>	<b>151,496,386</b>	<b>22,014,786</b>	<b>173,511,172</b>	<b>63,317,965</b>	<b>-</b>	<b>236,829,136</b>
Prize Competition	-	-	-	4,945,000	-	4,945,000
Charitable Bingo Licence Fees	-	-	-	20,000	-	20,000
<b>INDUSTRY TOTAL</b>	<b>1,517,876,443</b>	<b>767,527,571</b>	<b>2,285,404,014</b>	<b>519,642,096</b>	<b>56,435,024</b>	<b>2,861,481,133</b>