



# **GAMING INDUSTRY STATISTICS QUARTERLY HIGHLIGHTS**

**Q2 2023/24  
July 2023 TO September 2023**

# QUARTERLY GAMING INDUSTRY HIGHLIGHTS

## Reporting Period: 2023/24 - 2nd Quarter July to September 2023

This document provides an overview, key highlights and statistics for Jamaica's gaming industry for the quarter July 2023 to September 2023.

Information presented is categorized by sector and includes data reported by operators, licensed and regulated by the Betting Gaming and Lotteries Commission.

The Betting Sector encompasses bookmaking, pari-mutual wagering and fixed odd betting on horseracing (both local and simulcast) as well as sports betting inclusive of online casino and poker games.

The Lottery Sector includes sales of lottery games classified as declared lottery, daily numbers game, or instant lottery.

The Gaming Sector covers gaming machines such as slots and locally-made gaming machines and technical service providers.

**Data presented is correct at the time of publication. However, it may be adjusted without notice.**

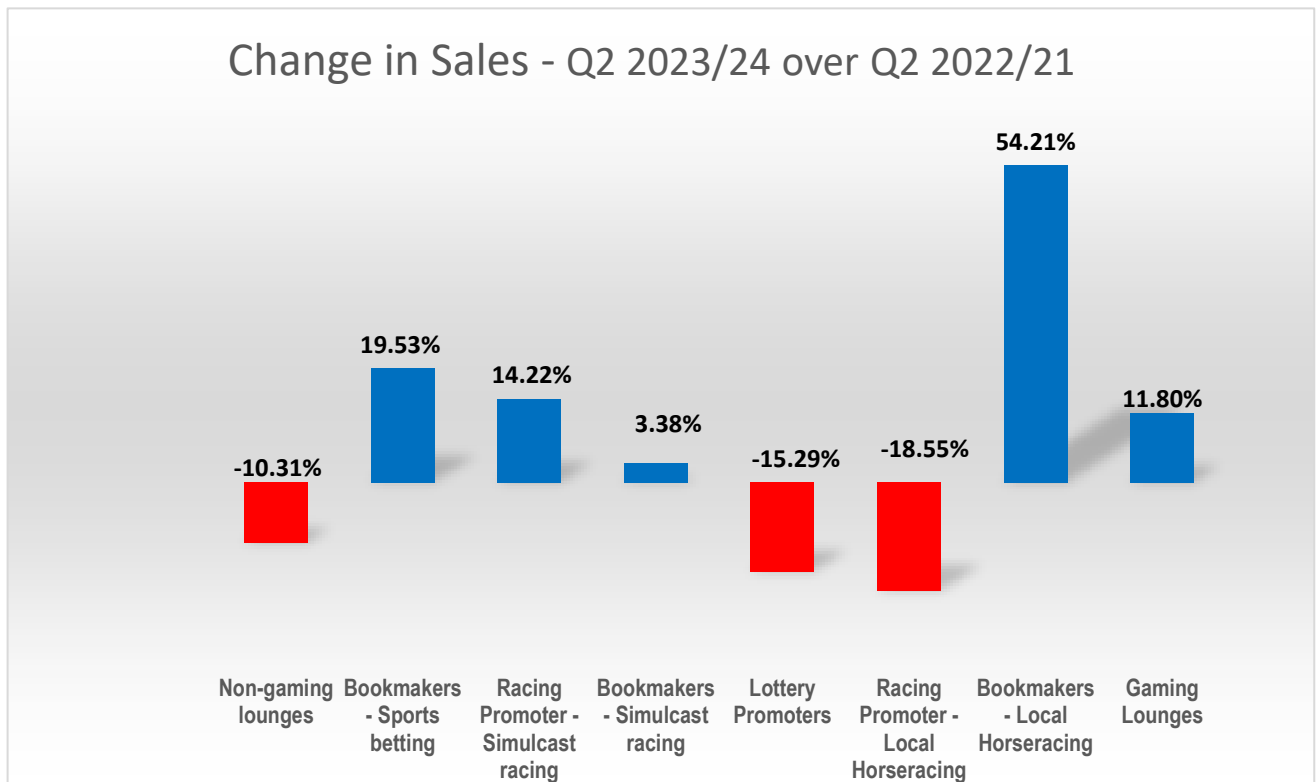
## 2023/24 | Second Quarter INDUSTRY PERFORMANCE – SALES

The total sales for the industry in the second quarter of July 2023 to September 2023 amounted to J\$63.159 billion. This represents an increase of 3.34% when compared to the previous quarter (April 2023 to June 2023), which generated sales of \$61.116 billion.

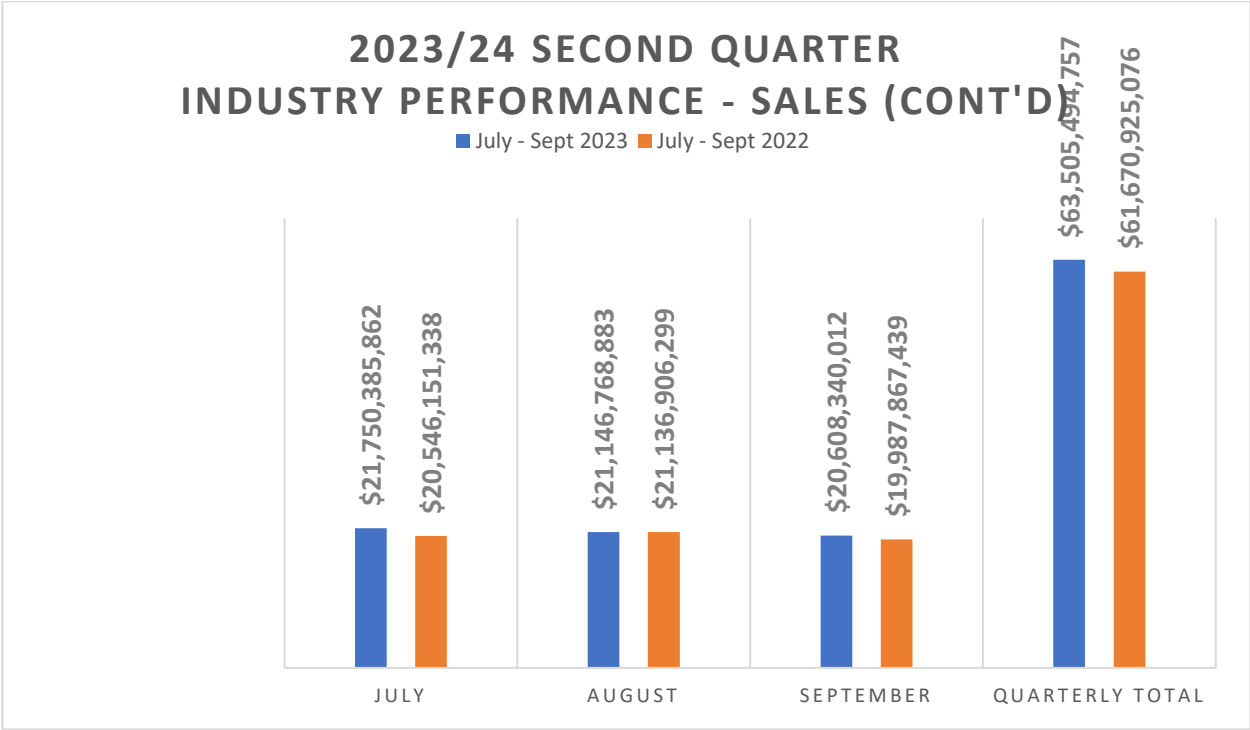
Among the sectors, the gaming and betting sectors experienced increases of 10.60% and 9.62% respectively in sales, while the lottery sector recorded a significant decrease of -15.29%. Specifically, bookmakers’ sales in the sports betting segment increased by 19.53%, simulcast horseracing sales increased by 3.38% and local horseracing sales increased by 54.21%. On the other hand, the racing promoter experienced a decrease of -18.55% for local racing and an increase of 14.22% in simulcast racing sales.

In the non-gaming sector, Supreme Route, operating seven (7) locations with a total of forty-nine (49) gaming machines, generated 63.82% of the total sales and contributed 41% of the revenue.

Gaming lounges in St. Andrew and St. James accounted for 67.03% and 26.76% of total sales, respectively, in the second quarter. Overall sales increased by 11.80% compared to the previous quarter (Q1).

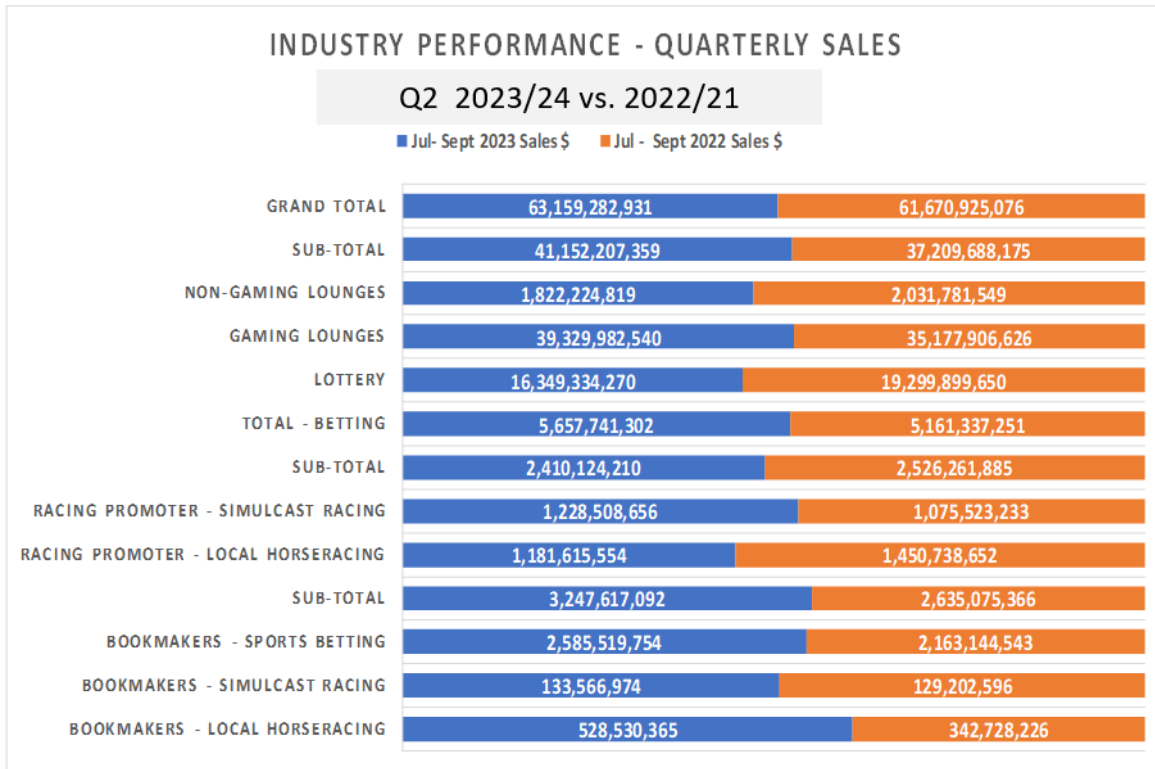


# 2023/24 | Second Quarter INDUSTRY PERFORMANCE – SALES (CONT'D)



## Second Quarter 2023/24 vs 2022/21 INDUSTRY PERFORMANCE – SALES (CONT'D)

	SALES	PAYOUT	GROSS PROFIT		SALES	PAYOUT	GROSS PROFIT
JUL	21,750,385,862	18,936,951,129	2,813,434,733		20,546,151,338	17,784,741,663	2,761,409,675
AUG	21,146,768,883	18,482,134,679	2,664,634,204		21,136,906,299	18,459,101,758	2,677,804,541
SEPT	20,262,128,186	17,903,502,194	2,358,625,992		19,987,867,439	17,346,932,875	2,640,934,564
<b>Q2 2023</b>	<b>63,159,282,931</b>	<b>55,322,588,002</b>	<b>7,836,694,929</b>		<b>61,670,925,076</b>	<b>53,590,776,296</b>	<b>8,080,148,780</b>



## 2023/24 | Second Quarter INDUSTRY PERFORMANCE - GOVERNMENT REVENUE

**Government loss -4.8% YTD when compared to 2022/21 revenue from gaming industry**

SECTOR	Q2 2023	Q2 2022	CHANGE OVER Q2 2022
<b>BETTING</b>			
Bookmakers	67,915,317	62,128,685	9.31%
Racing Promoter	47,190,026	58,586,324	-19.45%
<b>Total Betting</b>	<b>115,105,342</b>	<b>120,715,009</b>	-4.65%
<b>LOTTERY</b>	2,201,655,551	2,346,605,483	-6.18%
<b>GAMING</b>	216,344,551	192,785,311	12.22%
<b>PRIZE COMPETITION/BINGO</b>	3,840,000	3,750,000	2.40%
<b>TOTAL INDUSTRY GOVERNMENT REVENUE</b>	<b>2,536,945,444</b>	<b>2,663,855,803</b>	<b>-4.8%</b>

Total Government Revenue from betting, lottery and gaming reached \$2.5 billion, showing a decline of -4.8% over the comparative quarter of 2022.

### Betting Sector

The bookmakers' revenue increased by 9.31% and the Racing Promoter recorded a decrease of 19.45% Q2 of 2023/24 compared to the same period in 2022/21. Bookmakers contributed 59% of the total betting revenue, while the Racing Promoter accounted for 41%.

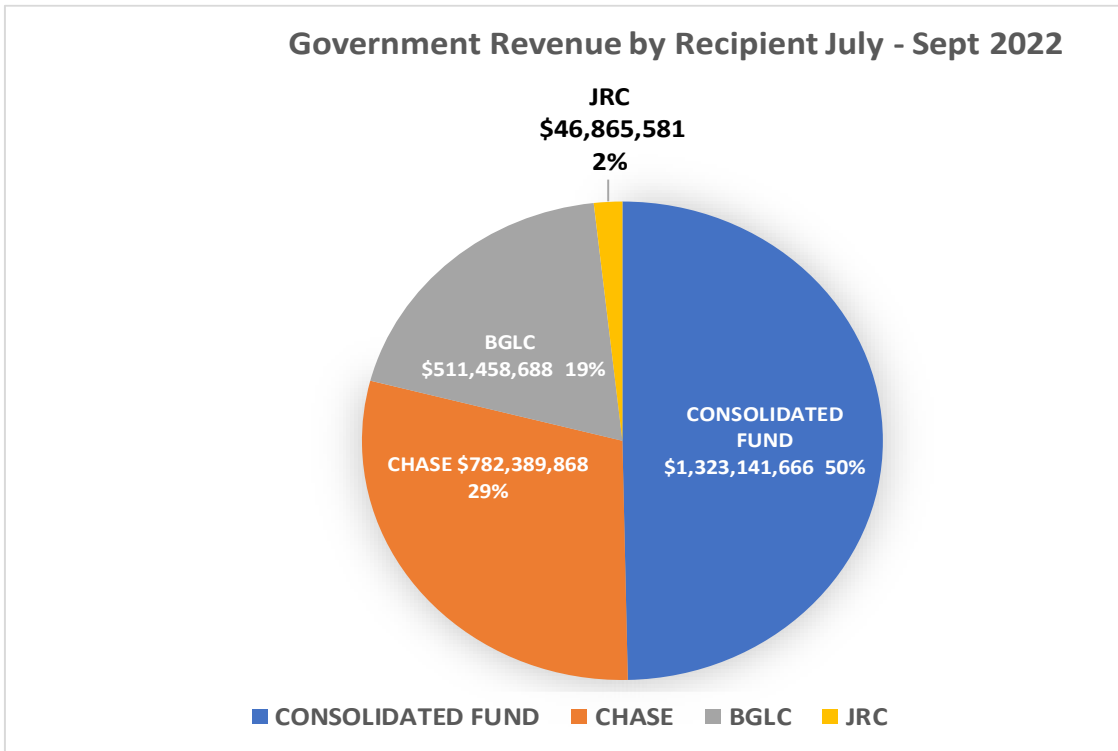
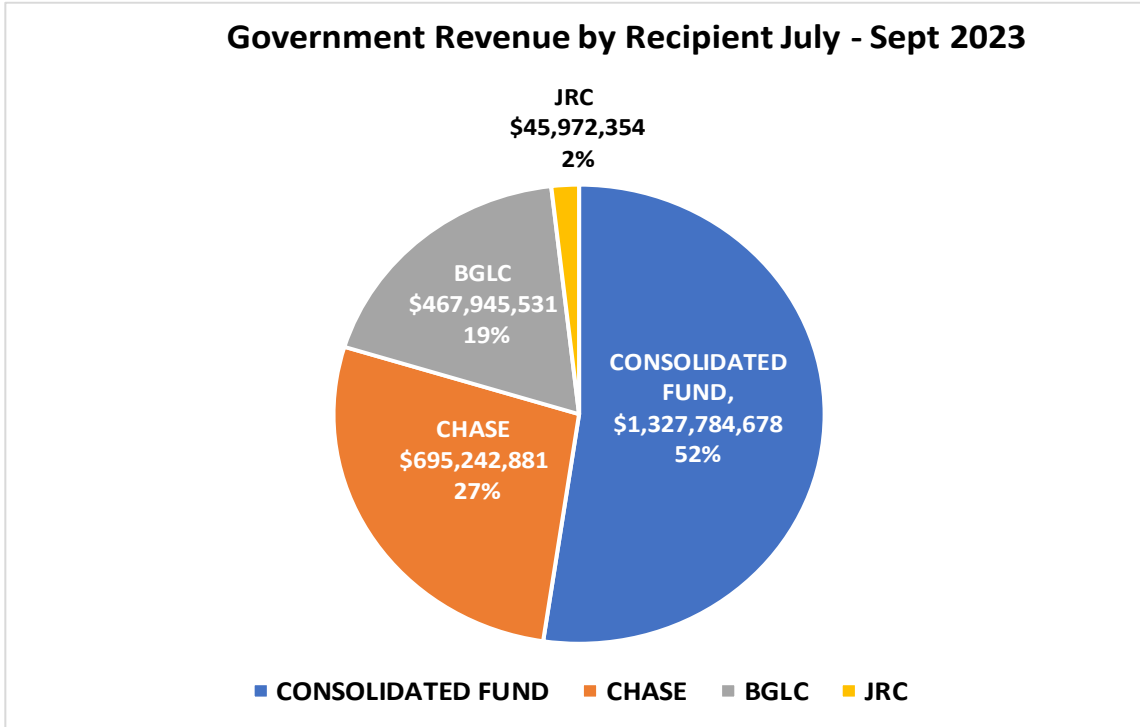
### Gaming Sector

The gaming sector recorded an increase of 12.22% in government revenue in Q2 of 2023/24 (July to September) compared to Q1 of 2023/24 (April to June). Revenue from Gaming lounges increased by 6.09%, while non-gaming lounges saw a marginal increase of 0.004%.

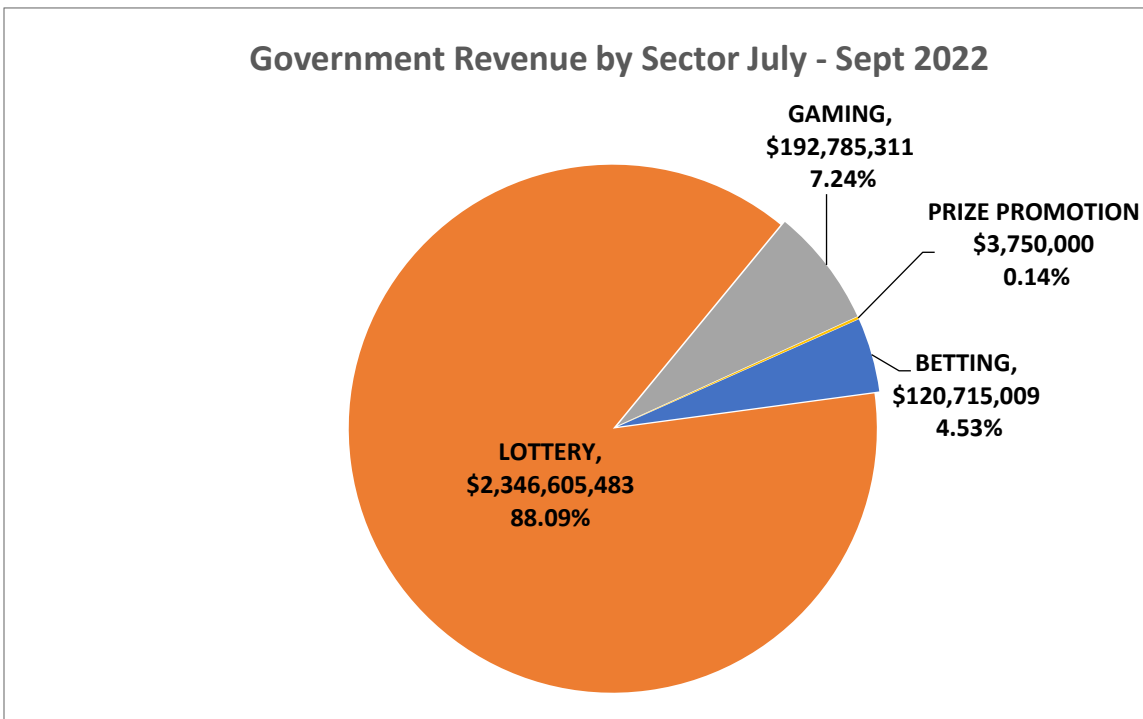
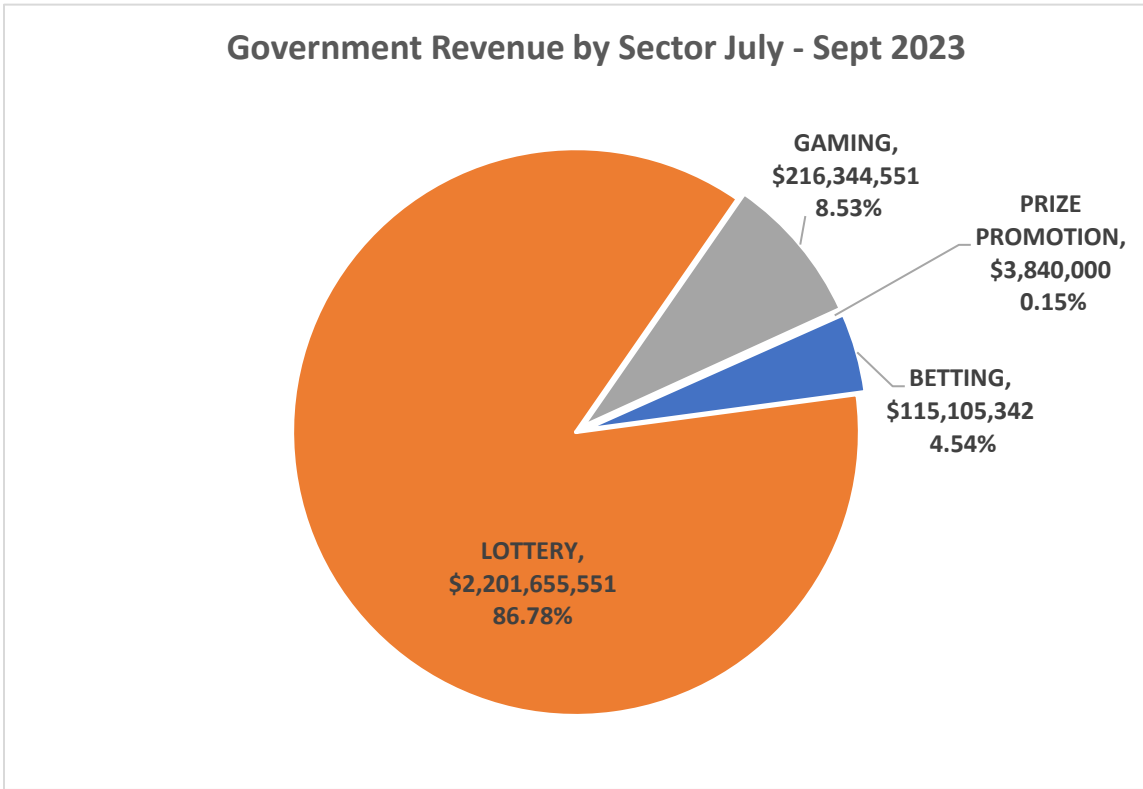
### Lottery Sector

Government revenue from lottery sector decreased by -6.18% in the second quarter of 2023/24 compared to Q2 of 2022/21, and it contributed 86.78% of total Government revenue.

# INDUSTRY PERFORMANCE - GOVERNMENT REVENUE (CONT'D)



# INDUSTRY PERFORMANCE - GOVERNMENT REVENUE (CONT'D)





## INDUSTRY PERFORMANCE - GOVERNMENT REVENUE (CONT'D)

JULY - SEPTEMBER 2023	CONSOLIDATED FUND			BGLC	JRC	TOTAL July to Sept 2023
	TAJ	CHASE	TOTAL			
<b>BETTING SECTOR</b>						
<b><i>Bookmakers Levy</i></b>						
Local Horseracing	2,048,922	-	2,048,922	3,404,336	17,002,610	22,455,868
Simulcast racing	717,747	-	717,747	1,196,245	5,981,227	7,895,219
Sports betting	27,599,605	3,912,259	31,511,864	3,912,259	-	35,424,123
Unclaimed Winnings	-	-	-	2,061,657	-	2,061,657
Bookmakers' License Fees	-	-	-	78,450	-	78,450
<b>SUB-TOTAL</b>	<b>30,366,274</b>	<b>3,912,259</b>	<b>34,278,533</b>	<b>10,652,948</b>	<b>22,983,837</b>	<b>67,915,317</b>
<b><i>Racing Promoter Pool Betting Duty</i></b>						
Racing Promoter's License Fees	-	-	-	99,000	-	99,000
Local Horseracing	2,838,302	-	2,838,302	1,341,971	6,038,871	10,219,145
Simulcast racing	8,047,722	-	8,047,722	3,766,588	16,949,647	28,763,957
Unclaimed Winnings	-	-	-	8,107,924	-	8,107,924
<b>SUB-TOTAL</b>	<b>10,886,025</b>	<b>-</b>	<b>10,886,025</b>	<b>13,315,483</b>	<b>22,988,518</b>	<b>47,190,026</b>
<b>TOTAL BETTING</b>	<b>41,252,298</b>	<b>3,912,259</b>	<b>45,164,557</b>	<b>23,968,431</b>	<b>45,972,354</b>	<b>115,105,342</b>
<b>LOTTERY SECTOR</b>						
Lottery Tax	1,009,948,239	597,969,119	1,607,917,357	289,934,727	-	1,897,852,084
Lottery Winnings Levy	142,685,445	-	142,685,445	-	-	142,685,445
Unclaimed Winnings	-	76,435,974	76,435,974	76,435,973	-	152,871,947
Lottery Licence Fees	197,500	-	197,500	8,048,575	-	8,246,075
<b>TOTAL LOTTERY</b>	<b>1,152,831,184</b>	<b>674,405,092</b>	<b>1,827,236,276</b>	<b>374,419,275</b>	<b>-</b>	<b>2,201,655,551</b>
<b>GAMING SECTOR</b>						
Gaming Lounges	104,542,434	16,083,451	120,625,885	40,208,628	-	160,834,514
Non-gaming lounges	5,473,512	842,079	6,315,590	2,105,197	-	8,420,787
Licence fees	23,685,250	0	23,685,250	22,404,000	-	46,089,250
Technical Service Provider	-	-	-	1,000,000	-	1,000,000
<b>TOTAL GAMING</b>	<b>133,701,195</b>	<b>16,925,530</b>	<b>150,626,725</b>	<b>65,717,825</b>	<b>-</b>	<b>216,344,551</b>
Prize Competition	-	-	-	3,830,000	-	3,830,000
Charitable Bingo Licence Fees	0	-	-	10,000	-	10,000
<b>INDUSTRY TOTAL</b>	<b>1,327,784,678</b>	<b>695,242,881</b>	<b>2,023,027,559</b>	<b>467,945,531</b>	<b>45,972,354</b>	<b>2,536,945,444</b>

## INDUSTRY PERFORMANCE - GOVERNMENT REVENUE (CONT'D)

JULY - SEPTEMBER 2022	CONSOLIDATED FUND			BGLC	JRC	TOTAL July to September 2022
	TAJ	CHASE	TOTAL			
<b>BETTING SECTOR</b>						
<b><i>Bookmakers Levy</i></b>						
Local Horseracing	1,852,203	-	1,852,203	3,078,339	15,391,694	20,322,236
Simulcast racing	596,647	-	596,647	994,412	4,972,058	6,563,117
Sports betting	24,264,849	3,466,407	27,731,256	3,466,407	-	31,197,663
Unclaimed Winnings	-	-	-	4,045,669	-	4,045,669
Bookmakers' License Fees	-	-	-	-	-	-
<b>SUB-TOTAL</b>	<b>26,713,699</b>	<b>3,466,407</b>	<b>30,180,106</b>	<b>11,584,826</b>	<b>20,363,752</b>	<b>62,128,685</b>
<b><i>Racing Promoter Pool Betting Duty</i></b>						
Racing Promoter's License Fees	-	-	-	120,000	-	120,000
Local Horseracing	4,530,933	-	4,530,933	2,265,466	10,194,599	16,990,998
Simulcast racing	7,247,658	-	7,247,658	3,623,829	16,307,229	27,178,716
Unclaimed Winnings	-	-	-	14,296,610	-	14,296,610
<b>SUB-TOTAL</b>	<b>11,778,590</b>	<b>-</b>	<b>11,778,590</b>	<b>20,305,905</b>	<b>26,501,828</b>	<b>58,586,324</b>
<b>TOTAL BETTING</b>	<b>38,492,290</b>	<b>3,466,407</b>	<b>41,958,697</b>	<b>31,890,731</b>	<b>46,865,581</b>	<b>120,715,009</b>
<b>LOTTERY SECTOR</b>						
Lottery Tax	1,015,057,846	692,218,718	1,707,276,564	341,368,135	-	2,048,644,698
Lottery Winnings Levy	149,001,836	-	149,001,836	-	-	149,001,836
Unclaimed Winnings	-	70,722,162	70,722,162	70,722,162	-	141,444,324
Lottery Licence Fees	212,500	-	212,500	7,302,125	-	7,514,625
<b>TOTAL LOTTERY</b>	<b>1,164,272,182</b>	<b>762,940,880</b>	<b>1,927,213,062</b>	<b>419,392,422</b>	<b>-</b>	<b>2,346,605,483</b>
<b>GAMING SECTOR</b>						
Gaming Lounges	98,538,297	15,159,738	113,698,036	37,899,345	-	151,597,381
Non-gaming lounges	5,536,397	822,843	6,359,240	2,061,190	-	8,420,430
Licence fees	16,302,500	0	16,302,500	15,265,000	-	31,567,500
Technical Service Provider	-	-	-	1,200,000	-	1,200,000
<b>TOTAL GAMING</b>	<b>120,377,194</b>	<b>15,982,582</b>	<b>136,359,776</b>	<b>56,425,535</b>	<b>-</b>	<b>192,785,311</b>
Prize Competition	-	-	-	3,720,000	-	3,720,000
Charitable Bingo Licence Fees	0	-	-	30,000	-	30,000
<b>INDUSTRY TOTAL</b>	<b>1,323,141,666</b>	<b>782,389,868</b>	<b>2,105,531,534</b>	<b>511,458,688</b>	<b>46,865,581</b>	<b>2,663,855,803</b>